




Gate Door Window Supplies Singapore

Supplier of Singapore top grade gates, doors and aluminium windows, along with sales services

Product Catalogue



Main Office:
19 Woodlands Industrial Park E1 #01-01

Showroom Branch:
Pioneer Point, 5 Soon Lee St #01-06

Whatsapp
+65 8833 2252

Telephone
+65 6732 2252





Gate Door Window



Digital Locks
Residential/Commercial



Doors
Residential/Commercial




Mild Steel Gate
Residential/Commercial



Windows/Grilles
Residential/Commercial



Toilet Doors
Slide and Fold



Other Product
Swing, Bifold, Sliding Door



Ironmongery
Residential/Commercial



Pet Friendly Product
Residential/Commercial



Fire Rated Doors
Residential/Commercial

Philips Gate Lock



Philips 5100K

Philips Digital Door Viewer



Philips DV001

Philips Door Locks



Philips 5100



Philips 6100



Philips 7300



Philips 9200



Philips 9300



EasyKey 5100K

The best gate lock ever invented. Simple design, compact and thin. Widely suitable for installation on both inside and outside doors. Not required to remove the traditional door lock, just throw away the keys and enjoy a private space of your own.

Features: Simple and compact design

Lock: Multiple access solutions

Dimensions: Refer to specs



EasyKey 5100

Simple design, compact and thin. Suitable on any types of door. Throw away your keys and enjoy a smart and convenient access instantly. Not required to remove existing handle.

Features: Simple and compact body

Handle: Push-pull handle

Dimensions: Refer to specs



EasyKey 6100

Philips EasyKey 6100 push-pull door lock is designed to be compact and stylish. With any of the 4 unlocking solutions, you can open the door in one step. Now, forget the keys and embrace an affordable smart new life.

Features: Trend leading single-motion door opening

Handle: Push-pull handle

Dimensions: Refer to specs



EasyKey 7300

Philips EasyKey 7300 employs 4 proof durable mortise. The simple design makes the lock beautiful, elegant, eye-pleasing and functional. Philips EasyKey 7300 gives you and your family a new experience of comfort and peace of mind.

Features: Stable and lasting performance

Lock: Lever Handle

Dimensions: Refer to specs



EasyKey 9200

Everything starts from here: Ultimate convenience brought about by one-touch unlock and auto lock; Solid security ensured with the choice of dual verification and Bluetooth cloud unlock; showcasing science & tech in an ergonomic design and streamlined body

Features: Single Motion to lock or unlock

Handle: Push-pull handle

Dimensions: Refer to specs



EasyKey 9300

Enjoying the extreme convenience brought by instinctive fingerprint verification, full auto switch and infrared sensor. Link with gateway and smart door viewer makes security assured at your fingers.

Features: Safety under control in the age of IoT

Handle: Handle: Push-pull handle

Dimensions: Refer to specs



EasyKey DV001

The 170° ultra-wide-angle lens with noise cancellation infrared night vision and the 24-hour AI human body detection, allowing you to view the scenes in front of your door anytime and any- where, which makes your home much security.

Features: Visible security, touchable consideration

Size: 5.0-inch IPS LCD screen

Dimensions: Refer to specs



Main/Room Door

We provide top grade doors to our valued customers. Material finishing focuses on laminates which are scratch resistant and water resistant. Most common choice of door by designers.

Features: Scratch Resistant, Water Resistant

Laminate: Wood Laminates

Addon: Fire Rated, Dimension Changes

Dimensions: Request from us


Selection of inhouse laminates




D2



D4



D5H



D6



D7



D8



D9



D10



D11




D12




D13



D14




D15



D16




D17



D18



D19



I2



ND1



ND3



ND5



NND5












WH



WV

In-House Laminate Reference







Materials finishing focuses on laminates which are scratch resistant and water resistant. Most common choice of door by designers.





In-House Laminate Reference







Materials finishing focuses on laminates which are scratch resistant and water resistant. Most common choice of door by designers.





In-House Laminate Reference








Materials finishing focuses on laminates which are scratch resistant and water resistant. Most common choice of door by designers.







In-House Laminate Reference

Materials finishing focuses on laminates which are scratch resistant and water resistant. Most common choice of door by designers.



In-House Laminate Reference






Materials finishing focuses on laminates which are scratch resistant and water resistant. Most common choice of door by designers.





In-House Laminate Reference




Materials finishing focuses on laminates which are scratch resistant and water resistant. Most common choice of door by designers.





In-House Laminate Reference

Materials finishing focuses on laminates which are scratch resistant and water resistant. Most common choice of door by designers.






In-House Laminate Reference

Materials finishing focuses on laminates which are scratch resistant and water resistant. Most common choice of door by designers.



Premium Laminates

Premium 1900s Series. Materials finishing focuses on laminates which are scratch resistant and water resistant.




1902



1903



1904



1905



1906



1907




1908



1909



1910



1911

Arova Laminates

Arova High Pressure Laminates (HPL) undergo the most stringent manufacturing process in South Korea to produce the best laminates in the industry.



AMS 2013 SM



AMS 2014 SM




AMS 2027 SM




AMS 2028 SE



AMS 2029 SE



AZ 8118 SL



AS 9119 SL



WG WOOD



Default Ironmongery

Fire Rated Main Door



Mortise Lock



Hinges



EyeViewer



Door Closer



Door Stopper

Non-Fire Rated Main Door



Thumb Press Lock



Hinges



EyeViewer



Door Stopper

Bedroom Door



GDLH 003



Hinges



Door Stopper



Alternate Ironmongery

Level Lock For Bedrooms



GDLH 001



GDLH 002



GDLH 003

Handle Bar For Main Door



Gloss Chrome
Round



Matt Chrome
Round



Gold Round



Rose Gold
Round



Gloss Chrome
Square



Matt Chrome
Square



Gold Square



Rose Gold
Square

Black Series Ironmongery

Handle Bar For Main Door



Matt Black
Square



Matt Black
Round



Chrome Black
Square



Chrome Black
Round

Lever Lock For Bedroom Doors



GDLH 004



GDLH 005



GDLH 006

Thumb Press Lock For Main Doors



GDTPL 004



GDTPL 005



GDTPL 006



Black Door Closer



Mild Steel Gate


Our gates are of high quality and sleek workmanship, reducing on visibility of welding and uneven joints. Materials finishing focuses on mild steel which are extremely durable.

Features: Powder Coated, Durable

Laminate: Mild Steel


Addon: Customisable

Dimensions: Request from us



Wide Range Of Colors

Unlimited colours available for selection for our powder coated mild steels. Refer further on into our gate catalogue to review the full color selections from GDW.



Customizations Available

We have a variety of ready-made gate designs from GDW, these designs will never go out of style! For every design seen in our catalogue we can fabricate and customise any size



Horizontal & Vertical Gates

Materials finishing focuses on mild steel which are extremely durable.
We do provide customization for all of our gates.



Gate Code: G-001



Gate Code: G-002



Gate Code: G-003



Gate Code: G-004



Gate Code: G-005



Gate Code: G-006

Designer Gates

Materials finishing focuses on mild steel which are extremely durable.
We do provide customization for all of our gates.



Gate Code: G-007



Gate Code: G-008



Gate Code: G-009



Gate Code: G-010



Gate Code: G-011



Gate Code: G-012

Designer Gates


Materials finishing focuses on mild steel which are extremely durable.
We do provide customization for all of our gates.



Gate Code: G-013




Gate Code: G-014



Gate Code: G-015



Gate Code: G-016



Gate Code: G-017



Gate Code: G-018

Horizontal & Vertical Gates

Materials finishing focuses on mild steel which are extremely durable.
We do provide customization for all of our gates.



Horizontal & Vertical Gates

Materials finishing focuses on mild steel which are extremely durable.
We do provide customization for all of our gates.



Designer Gates



Materials finishing focuses on mild steel which are extremely durable.
We do provide customization for all of our gates.





Designer Gates

Materials finishing focuses on mild steel which are extremely durable.
We do provide customization for all of our gates.



Designer Gates

Materials finishing focuses on mild steel which are extremely durable.
We do provide customization for all of our gates.



Designer Gates

Materials finishing focuses on mild steel which are extremely durable.
We do provide customization for all of our gates.



PR12/4429/CS1 *
Bright White
Gloss

T:83.0
D:79.3
S:3.7

PR12/4370/C4 *
Pearl White
Gloss

T:85.3
D:81.7
S:3.6

PR12/4269/CS6 *
RAL 9003 Signal White
Satin

T:79.8
D:76.9
S:2.9

PR12/4761/CS3 *
Surfmist
Satin

T:64.3
D:61.7
S:2.6

PR12/81/CS7 *
Frame White
Satin

T:78.7
D:75.2
S:3.5

PR12/4371/CS1 *
Satin White
Satin

T:79.2
D:76.8
S:2.4

PR12/8741/CS2 *
RAL 7047 Telegrey
Satin

T:52.9
D:50.3
S:2.6

RPR12/1253/CS1 *
White Aluminium
Satin

T:42.4
D:38.7
S:3.7

PR12/345/CS7 *
RAL 5014 Pigeon Blue
Satin

T:20.0
D:16.9
S:3.1

PR12/8332/CS4 *
Grey White
Satin

T:57.4
D:55.4
S:2.0

PR12/60169/CS2 *
APO Grey
Satin

T:42.8
D:40.4
S:2.4

PR12/60124/CS2 *
RAL 7040 Window Grey
Satin

T:34.6
D:31.5
S:3.1

PR12/318/CS10 *
RAL 5007 Brilliant Blue
Satin

T:13.5
D:10.5
S:3.1

FF160/858/CW25 *
Light Grey Texture
Wrinkle

T:55.3
D:52.7
S:2.6

PR12/8158/CS8 *
RAL 7004 Signal Grey
Satin

T:31.4
D:29.2
S:2.2

RPR12/1237/C15 *
RAL 9007 Grey Aluminium
Gloss

T:27.2
D:22.0
S:5.2

PR12/363/CS21 *
RAL 5012 Light Blue
Satin

T:23.6
D:20.3
S:3.3

PR12/877/CS4 *
RAL 7038 Agate Grey
Satin

T:38.6
D:35.6
S:3.0

PR12/8334/CS2 *
RAL 7042 Traffic Grey
Satin

T:27.6
D:24.9
S:2.7

PR12/80075/CS2 *
RAL 7046 Telegrey
Satin

T:24.7
D:22.0
S:2.7

PR12/3106/CS6 *
Ocean Blue
Satin

T:12.8
D:9.4
S:3.4

PR12/827/CS15 *
RAL 7032 Pebble Grey
Satin

T:38.2
D:35.3
S:2.9

PR12/80745/CS4 *
Armour Grey
Satin

T:25.8
D:23.9
S:1.9

FF160/8367/C6
Trunking Grey
Gloss

T:17.1
D:12.9
S:4.2

PR12/3251/CS46 *
RAL 5005 Signal Blue
Satin

T:10.7
D:8.2
S:2.5

PR12/80042/CS2 *
RAL 7030 Stone Grey
Satin

T:25.6
D:23.4
S:2.2

PR12/8901/CS1 *
RAL 7012 Basalt Grey
Satin

T:13.1
D:10.8
S:2.3

PR12/80573/CS8 *
Ironstone
Satin

T:10.1
D:7.4
S:2.7

PR12/359/CS1 *
RAL 5010 Gentian Blue
Satin

T:11.0
D:7.6
S:3.4

PR12/80169/CS1 *
RAL 7039 Quartz Grey
Satin

T:14.9
D:12.5
S:2.4

PR12/890/CS6
RAL 7016 Anthracite Grey
Satin

T:8.0
D:5.2
S:2.8

PR12/81082/CS7 *
Monument
Satin

T:8.0
D:5.6
S:2.4

PR12/355/CS10 *
RAL 5002 Ultramarine Blue
Satin

T:9.7
D:6.0
S:3.7

PR12/892/CS10 *
RAL 7024 Graphite Grey
Satin

T:10.0
D:6.8
S:3.2

PR12/708/CM124 *
Matt Black
Matt

T:5.1
D:3.3
S:1.8

PR12/732/CS4 *
RAL 9004 Signal Black
Satin

T:4.6
D:2.1
S:2.5

FF160/7058/CT3 *
Black Sandtex
Texture

T:4.6
D:4.3
S:0.3

PR12/4249/CS1
RAL 9010 Pure White
Satin

T:80.5
D:77.7
S:2.8

PR12/9210/CS17*
Pale Beige
Satin

T:74.3
D:71.7
S:2.6

PR12/941/CS48*
RAL 1015 Light Ivory
Satin

T:61.6
D:59.3
S:2.3

PR12/70437/C13*
Primrose
Gloss

T:67.0
D:63.6
S:3.4

PR12/70367/CS6*
Beige
Satin

T:53.9
D:51.3
S:2.6

PR12/70217/C1*
Rivergum Beige
Gloss

T:62.2
D:58.6
S:3.6

PR12/70167/CS13•
RAL 1014 Ivory
Satin

T:51.2
D:48.2
S:3.0

PR12/159/CS11
RAL 1018 Zinc Yellow
Satin

T:52.6
D:50.0
S:2.6

PR12/263/CS2•
RAL 6027 Light Green
Satin

T:39.6
D:36.5
S:3.1

PR12/70307/CS16*
Paper Bark
Satin

T:48.1
D:45.1
S:3.0

PR12/9631/CS10•
RAL 3012 Beige Red
Satin

T:33.4
D:30.4
S:3.0

PR12/127/CS8•
RAL 1023 Traffic Yellow
Satin

T:45.6
D:42.2
S:3.3

PR12/2753/CS2*
RAL 6033 Mint Turquoise
Satin

T:20.0
D:17.0
S:3.0

PR12/973/CS3
RAL 1019 Grey Beige
Satin

T:27.9
D:24.6
S:3.3

PR12/9640/CS5*
RAL 8001 Ochre Brown
Satin

T:17.0
D:14.0
S:3.0

PR12/164/C
Signal Yellow
Gloss

T:52.9
D:48.1
S:4.8

PR12/315/CS23•
RAL 5018 Turquoise Blue
Satin

T:19.7
D:16.6
S:3.1

PR12/9228/CS8*
RAL 7006 Beige Grey
Satin

T:15.1
D:12.6
S:2.5

PR12/9385/CS5
RAL 8003 Clay Brown
Satin

T:13.6
D:10.4
S:3.2

PR12/650/CS5
RAL 2000 Yellow Orange
Satin

T:32.3
D:29.5
S:2.8

PR12/20543/CS5*•
Rover Green
Satin

T:37.5
D:34.6
S:2.9

PR12/995/CS16*
Desert Brown
Satin

T:11.3
D:7.6
S:3.7

PR12/9354/CS12
RAL 8011 Nut Brown
Satin

T:8.0
D:5.2
S:2.8

PR12/526/CS28
RAL 3020 Traffic Red
Satin

T:24.4
D:21.4
S:3.0

PR12/2399/C10*•
Mint Green
Gloss

T:18.5
D:15.0
S:3.5

PR12/20209/CS4*•
Mint Green
Satin

T:20.7
D:18.5
S:2.2

PR12/90131/CS1
RAL 8028 Terra Brown
Satin

T:7.6
D:5.0
S:2.6

PR12/509/C48
Signal Red
Gloss

T:20.4
D:16.4
S:4.0

PR12/2045/CS2*
RAL 6001 Emerald Green
Satin

T:10.5
D:7.4
S:3.1

PR12/2666/CS4*•
RAL 6003 Olive Green
Satin

T:9.7
D:6.7
S:3.0

PR12/90151/CS3*
RAL 8017 Chocolate Brown
Satin

T:6.5
D:3.7
S:2.8

PR12/5093/CS7•
RAL 3005 Wine Red
Satin

T:7.1
D:3.6
S:3.5

PR12/2234/CS10
RAL 6029 Mint Green
Satin

T:9.9
D:7.3
S:2.6

PR12/20954/C12*•
Rain Forest Green
Gloss

T:7.6
D:3.7
S:3.9

PR12/90709/CS3*
Loft
Satin

T:8.8
D:6.2
S:2.6

PR12/212/C11
RAL 6005 Moss Green
Gloss

T:7.0
D:2.8
S:4.2

PR12/2561/CS7*
RAL 6028 Pine Green
Satin

T:9.0
D:6.1
S:2.9

PR12/996/CS7*
RAL 8014 Sepia Brown
Satin

T:7.2
D:4.4
S:2.8

* RoHS - Compliant • Non ex-stock

Gates Addons

Customisations with no limits. All of our gates are customisable and you can request from us to find out more.



Bottom Plate



Laser Engraving



Side Plate Flushed



Side Plate Not Flushed



Digital Lock Backing



Windows & Grilles

Our windows are of high quality and sleek workmanship, reducing on visibility of welding and uneven joints. We also provide grilles which are often found in residential units, customization is available.

Features: N/A

Materials: N/A

Addon: Customisable

Dimensions: Request from us

Preview of our Windows



Preview of our Grilles





Toilet Doors

We provide top grading doors which are high quality and has sleek workmanship, They range from sliding to folding doors, which are widely available for both residential and commercial projects.

Features: Sliding/Folding

Materials: Aluminium/Glass

Addon: N/A

Dimensions: Request from us

Preview of our slide and fold doors





Other Products

We provide products such as swing door, bi-fold door, sliding door and many more. These products are of top grading quality and workmanship,

Features: N/A

Materials: Aluminium/Glass

Addon: N/A

Dimensions: Request from us

Preview of other products




Colours | Patterns | Materials

Choose to customize your own Slide & Fold Door from our variety of colours, patterns, materials or pick your favourite from our wide range of ready-made designs.

Phenolic


Phenolic plastic is a composite resin material made from a combination of phenol and aldehyde. A rigid material used in a wide range of consumer fitting applications.



Acrylic Colours



Acrylic Colours (Opaque)



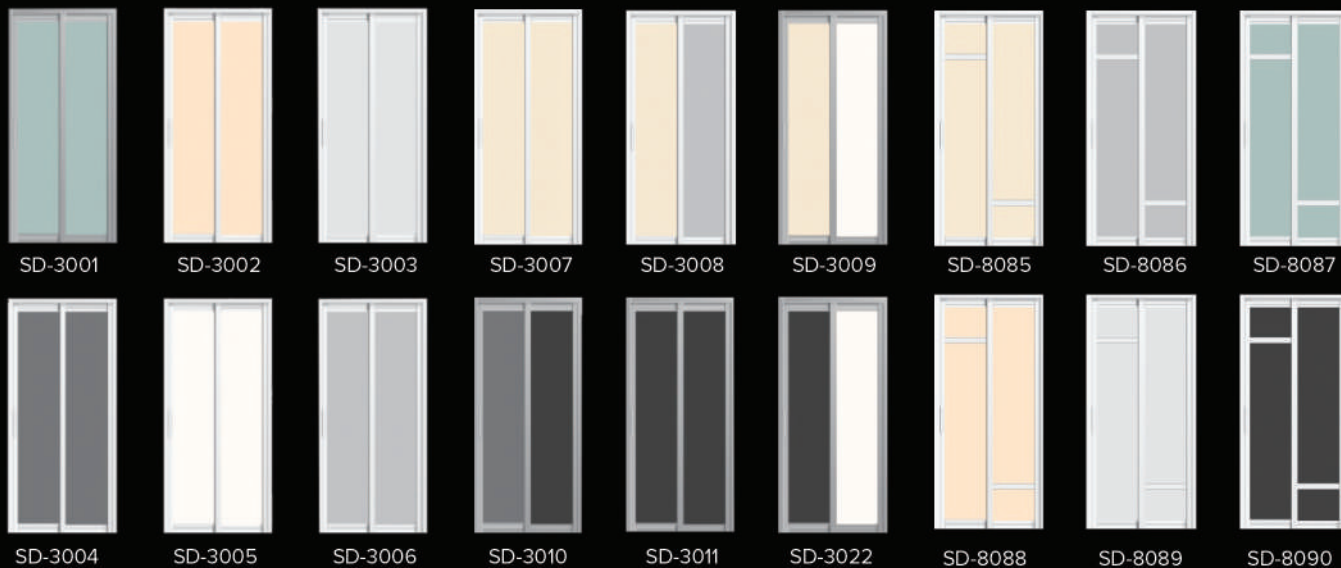
Frame Colours



Selection of Slide & FoldDoors

Design | Colours | Variations

Solid / Dual Colours



General Styles



Selection of Slide & Fold Doors

Design | Colours | Variations

General Styles



Modern Styles



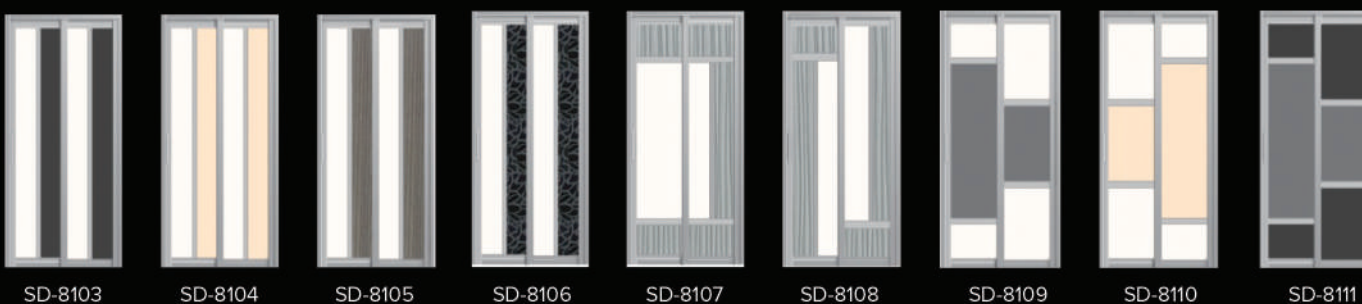
Selection of Slide & Fold Doors

Design | Colours | Variations

Modern Styles



Abstract | Unique Styles



Selection of Slide & Fold Doors

Design | Colours | Variations

Abstract | Unique Styles



Selection of Slide & Fold Doors

Design | Colours | Variations

Abstract | Unique Styles



SD-8157



SD-8158



SD-8159



SD-8160



SD-8161



SD-8162



SD-8163



SD-8164



SD-8165



SD-8166



SD-8167



SD-8168



SD-8169



SD-8170



SD-8171



SD-8172



SD-8173



SD-8174



SD-8175



SD-8176



SD-8177



SD-8178



SD-8179



SD-8180



SD-8181



SD-8182



SD-8183



SD-8184



SD-8185



SD-8186



SD-8187



SD-8188



SD-8189



SD-8190



SD-8191



SD-8192



SD-8193



SD-8194



SD-8195



SD-8196



SD-8197



SD-8198



Selection of Slide & Fold Doors

Design | Colours | Variations

Clear Acrylic | Clear Glass Styles




SD-7096




SD-7097




SD-7117



SD-7118




SD-7119



SD-7122



SD-7125



SD-7126



SD-7127



SD-7128



SD-7129



SD-7130



SD-7131



SD-7132



SD-7133



SD-7134



SD-7135




SD-7136




SD-7137



SD-7138



SD-7139



SD-7140



SD-7141



Pet Friendly Gates/Doors

Our products are compatible for pet owners who are looking to customise them for their homes. This includes doors, gates and windows, with various features and designs available.

Features: Ease of access

Materials: N/A

Addon: N/A

Dimensions: Request from us

Preview of our pet friendly doors



Preview of our pet friendly gates





Fire Rated Door

We provide fire rated door from 30 mins to 4 hours. We comply with the authority's requirement on fire rated door, ranging from timber fire rated door to metal fire rated door.

Features: 30mins to 4 hours

Materials: Timber to Metal

Addon: Customisable

Dimensions: Request from us


Preview of our fire rated doors





 Website



 WhatsApp

Get in touch with us

Our Showroom

Pioneer Point, 5 Soon Lee St #01-06

Main Office

19 Woodlands Industrial Park E1 #01-01

Contact

Whatsapp: +65 8833 2252

Tel: +65 6732 2252



SG GDW SUPPLIES PTE LTD
PRODUCT CATALOGUE